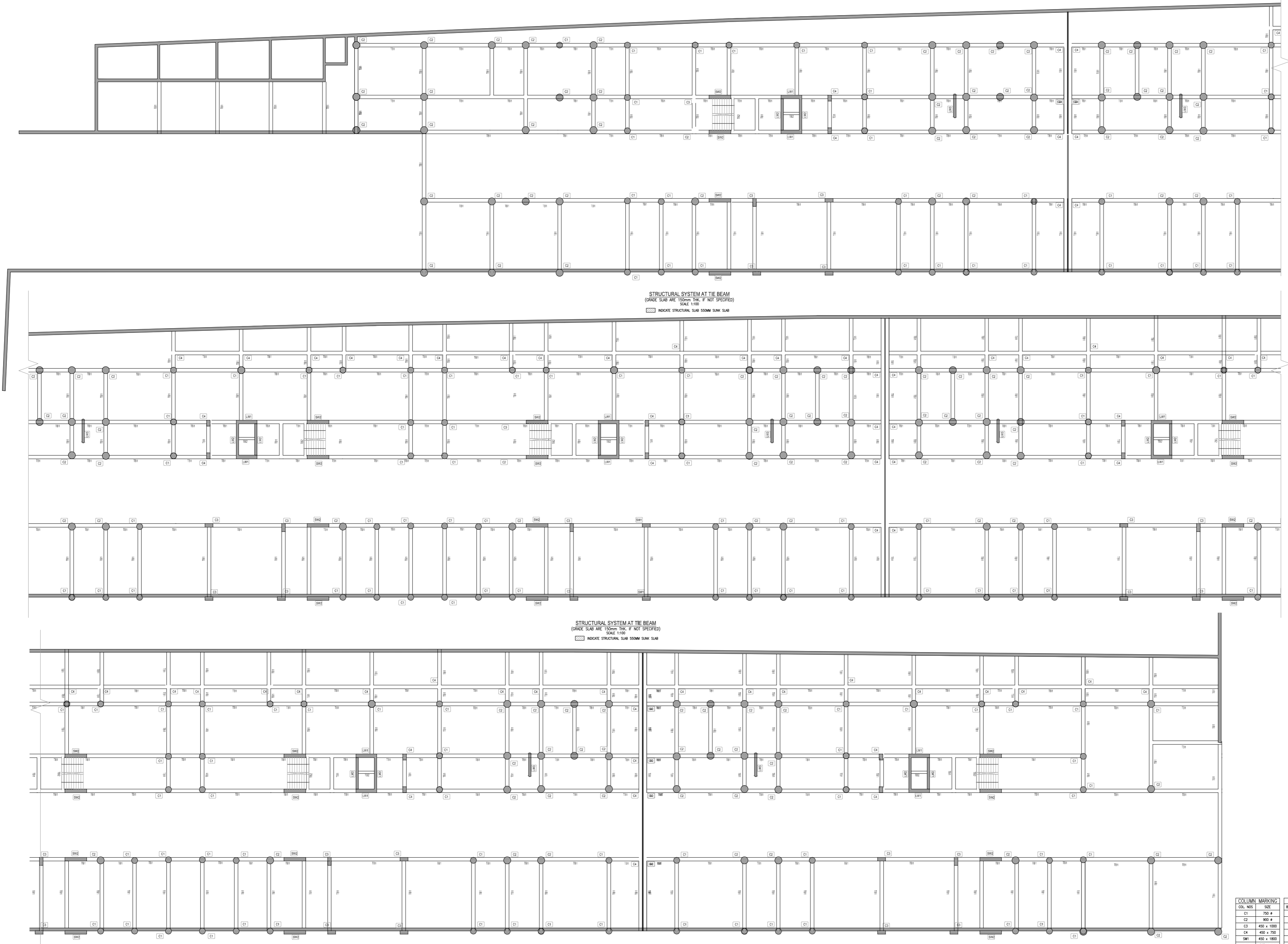


Z:\009 DELF INDIA PROJECTS\9308 - RIVERSIDE SAVOURIES - IN DRAWINGS\WORKING\9308-01-C-100_2024-02-10_STRUCTURE SYSTEM.dwg, Thu, 12 Feb 2026

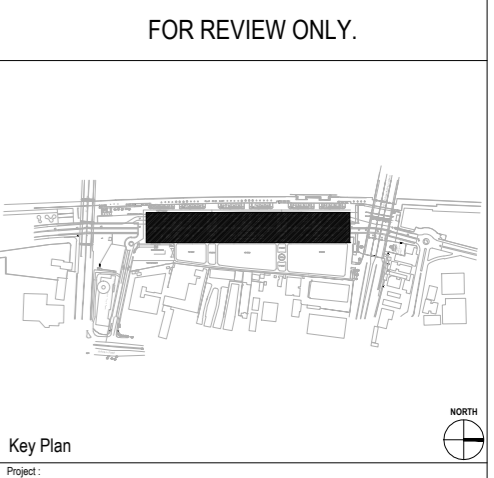
A
B
C
D
E
F



- ### General Notes
- DRAWINGS ARE THE COPYRIGHT PROPERTY OF INI DESIGN STUDIO. THE DRAWINGS AND SPECIFICATIONS FOR THIS PROJECT ARE PROTECTED BY COPYRIGHT AND WILL NOT BE REPRODUCED, USED, OR DISTRIBUTED WITHOUT EXPRESS WRITTEN PERMISSION OF INI DESIGN STUDIO.
 - THESE DRAWINGS INDICATE IN GENERAL, THE PROJECT IN TERMS OF BUILDING DESIGN CONCEPTS, THE DIMENSIONS OF THE BUILDINGS AND THE MAJOR BUILDING DESIGN ELEMENTS AS INDICATED OR SPECIFIED. THE CONTRACTOR SHALL FINISH ALL ITEMS REQUIRED FOR THE PROPER EXECUTION AND COMPLETION OF THE WORKS. DECISIONS OF THE INI AS TO THE ITEMS OF WORK INCLUDED WITHIN THE DOCUMENT SHALL BE FINAL AND BINDING ON THE CONTRACTOR.
 - ALL DIMENSIONS ARE IN MILLIMETERS, UNLESS OTHERWISE MENTIONED / SPECIFIED.
 - DRAWINGS IN NO CASE SHALL BE SCALED AND ONLY WRITTEN DIMENSIONS SHALL BE FOLLOWED. LARGE SCALE DETAILS SHALL TAKE PRECEDENCE OVER SMALL SCALE DRAWINGS.
 - PARTITIONS AND WALLS SHOWN CENTERED ON COLUMN CENTER OR FLUSH-FACED WITH STRUCTURAL COLUMNS ARE NOT DIMENSIONED.
 - CONTRACTOR SHALL INFORM AND OBTAIN PERMISSION IN WRITING FROM THE INI BEFORE MAKING ANY DEVIATIONS FROM THE DRAWINGS.
 - ITEMS OF WORK REQUIRED ON ONE DRAWING OR IN ONE SECTION OF THE SPECIFICATIONS HAVE THE SAME FORCE AND EFFECT AS IF RECORDED IN ALL DRAWINGS, OR IN ALL SECTIONS OF THE SPECIFICATIONS.
 - PLINTH LEVELS TO BE DECIDED ON SITE WITH REFERENCE TO LEVELS ON THE SITE IN CONSULTATION WITH BUILDING DESIGN DRAWINGS.
 - FOR DOOR AND WINDOWS SCHEDULE REFER DRAWING NO. 10.FOR ROOM FINISH SCHEDULE REFER DRAWING NO. 11.RAIN WATER DRAIN PIPES OR SLEEVES THROUGH BEAMS AND CURBING TO BE INSTALLED WHILE CASTING AS PER THE POSITIONS SHOWN.
 - FOR DIMENSIONS, LOCATIONS AND DETAILS OF ALL STRUCTURAL MEMBERS REFER STRUCTURAL DRAWINGS.
 - DIMENSIONS ON ALL ELEVATIONS AND SECTIONS SHOWN ON BUILDING DESIGN DRAWINGS ARE SHOWN AS TOP OF UN-FINISHED FLOOR LEVEL UNLESS OTHERWISE MENTIONED.
 - ALL DRAWINGS SHALL BE READ IN CONJUNCTION WITH ALL OTHER CONSULTANTS' DRAWINGS, TOGETHER WITH THE SPECIFICATIONS, DISCREPANCIES AND / OR AMBIGUITIES, IF ANY, SHALL BE BROUGHT TO THE NOTICE OF THE INI AND CLARIFICATIONS SHALL BE MADE PRIOR TO EXECUTION. SCPL'S DECISION IN THIS REGARD SHALL BE FINAL AND BINDING.
 - THE CONTRACTOR SHALL COORDINATE ALL MECHANICAL FLOOR AND WALL SLEEVES AND SHAFTS IN CONCRETE SLABS AND WALLS WITH MECHANICAL, PLUMBING, FIRE PROTECTION, ELECTRICAL, STRUCTURAL AND BUILDING DESIGN DRAWINGS.
 - NOTES APPEARING ON VARIOUS DRAWINGS FOR DIFFERENT SYSTEMS AND MATERIAL SHEET SHALL BE REVIEWED AND NOTES ON ANY ONE DRAWING SHALL BE APPLIED TO RELATED DRAWINGS AND DETAILS.

Legend

Rev	Purpose of Issue	Date	Authorized
RD	REVISED AS MARKED & FOR REVIEW ONLY	19/02/2026	ARS
RC	FOR REVIEW ONLY	03/02/2026	ARS
RB	FOR REVIEW ONLY	29/12/2025	ARS
RA	FOR REVIEW ONLY	29/11/25	ARS



Key Plan

SRFDCL RIVER SIDE SAVOURIES AHMEDABAD.

Client: -----

Design Consultant: **INI DESIGN STUDIO**
 71/ 73, Platinum, Corporate Road, Sahelba, Ahmedabad-380015
 Phone: +91 79 66108072 / 717 72 | Fax: +91 79 66108053
 email: info@inidesignstudio.com, web: www.inidesignstudio.com
 Design: MEP Engineering, Interiors, Landscapes, Urban Design, P&C, Master Planning, Urban & Regional Planning, Visualization & Research

INI DESIGN STUDIO Ahmedabad | Mumbai | Pune | Surat | Visag

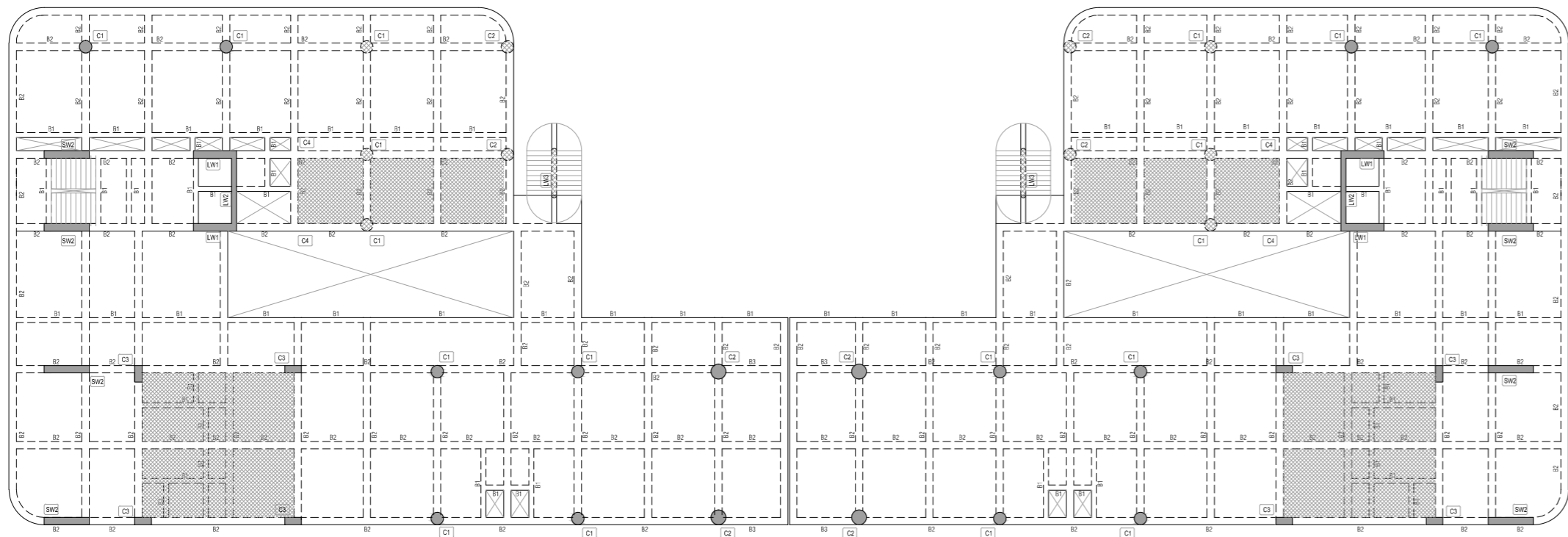
DELTA CONSULTING ENGINEERS (INDIA) PVT. LTD.
 Consulting Engineers & Project Managers (ISO 9001:2008 Certified Company)
 95, 2nd Floor, Tower 1, Cap. Shukra Plaza, 8th Cross Road, Indira Nagar, Ahmedabad-380015, Gujarat, India
 Tel: +91 79 66108072 Fax: +91 79 66108053 Email: info@deltagroup.com web: www.deltagroup.com

INI Project no: -----
 Parcel Name: -----
 Building Name: **SRFDCL RIVER SIDE SAVOURIES**
 Drawing title: **STRUCTURAL SYSTEM AT TIE BEAM LEVEL**

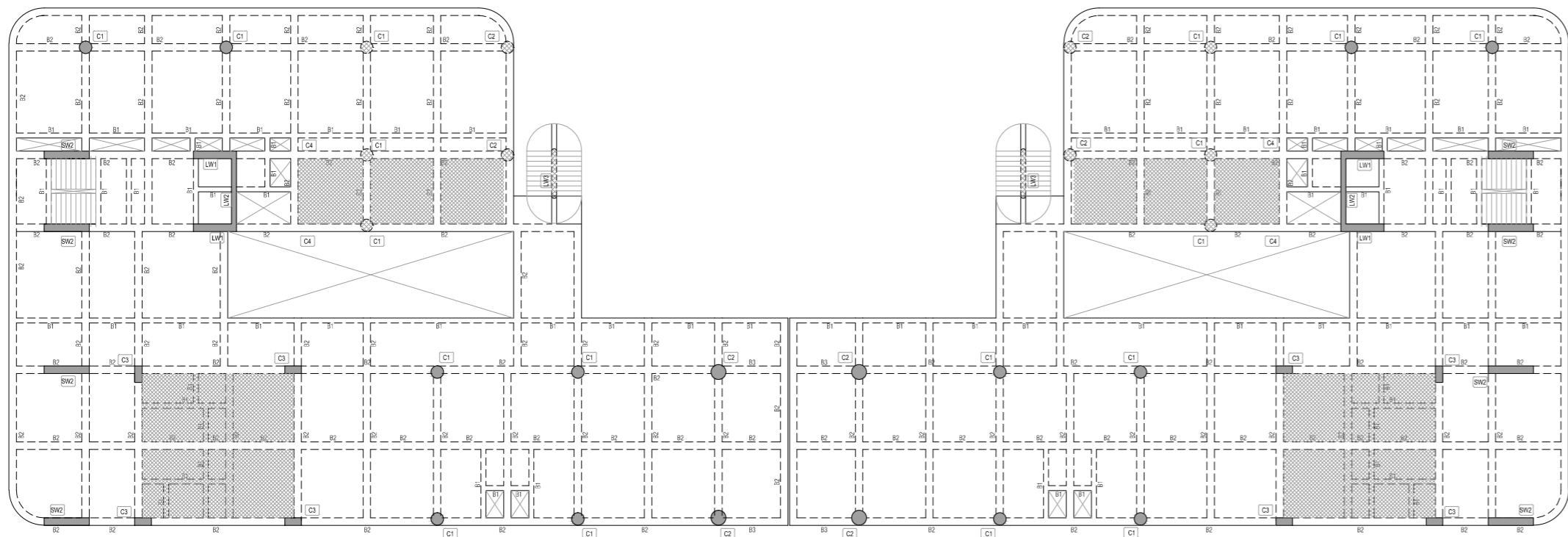
Original Scale	Drawn	Checked	Authorized	Size
AS SHOWN	AS	SS	ARS	A2
	Date: 28/10/2025	Date: 29/10/2025	Date: 28/10/2025	

Drawing Number: 9308-01-C-100-SH-01

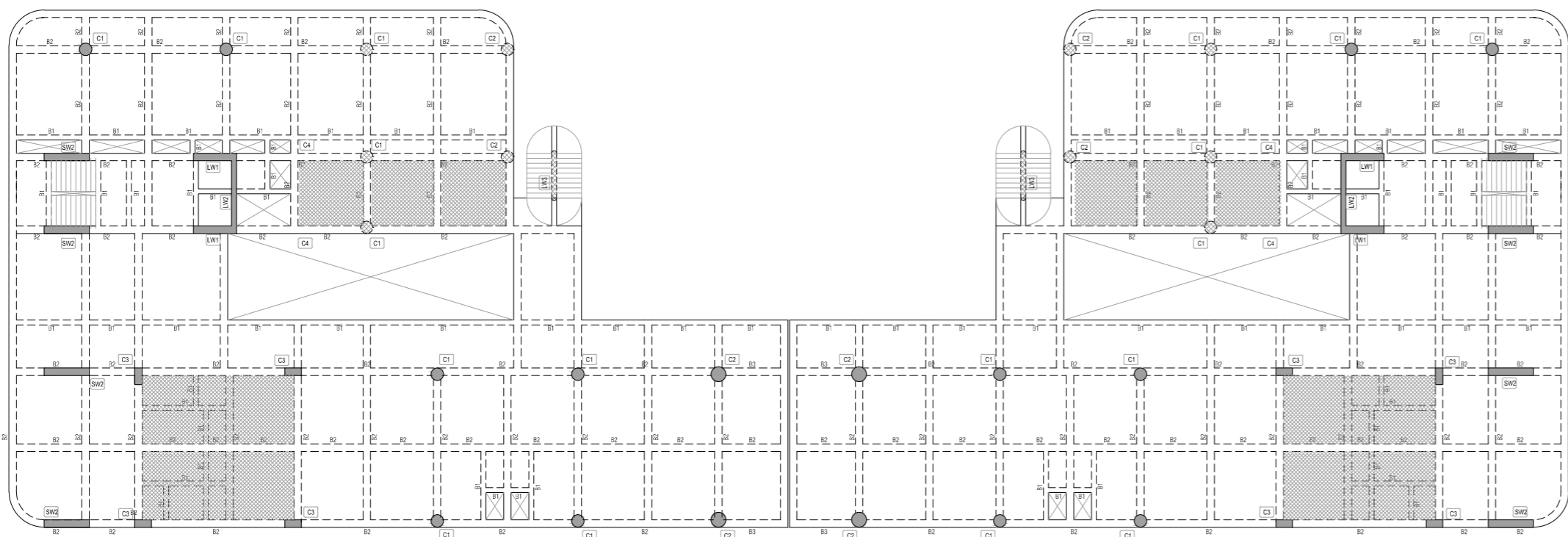
Z:\009 DELF INDIA PROJECTS\9308 - RIVERSIDE SAVOURIES - INDRAWINGS\WORKING\9308-01-C-100_RD_2026-02-10_STRUCTURE SYSTEM.dwg, Thu, 12 Feb 2026



STRUCTURAL SYSTEM AT FIRST FLOOR BEAM
(ALL SLAB ARE 175mm THK. IF NOT SPECIFIED)
SCALE 1:100
INDICATE STRUCTURAL SW/COLUMN STOPS AT THIS LV.



STRUCTURAL SYSTEM AT FIRST FLOOR BEAM
(ALL SLAB ARE 175mm THK. IF NOT SPECIFIED)
SCALE 1:100
INDICATE STRUCTURAL SW/COLUMN STOPS AT THIS LV.



STRUCTURAL SYSTEM AT FIRST FLOOR BEAM
(ALL SLAB ARE 175mm THK. IF NOT SPECIFIED)
SCALE 1:100
INDICATE STRUCTURAL SW/COLUMN STOPS AT THIS LV.

COLUMN MARKING		BEAM MARKING	
COL. NOS	SIZE	BEAM NOS	SIZE
C1	750 x 750	B1	300 x 600
C2	450 x 450	B2	450 x 600
C3	450 x 750	B3	450 x 900 x 1050
C4	450 x 750		
SW1	450 x 1800		
LW1	400THK WALL		
LW2	300THK WALL		

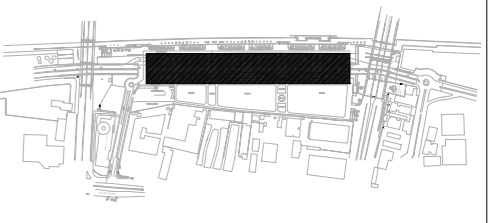
General Notes

- DRAWINGS ARE THE COPYRIGHT PROPERTY OF INI DESIGN STUDIO. THE DRAWINGS AND SPECIFICATIONS FOR THIS PROJECT ARE PROTECTED BY COPYRIGHT AND WILL NOT BE REPRODUCED, USED, OR DISTRIBUTED WITHOUT EXPRESS WRITTEN PERMISSION OF INI DESIGN STUDIO.
- THESE DRAWINGS INDICATE IN GENERAL, THE PROJECT IN TERMS OF BUILDING DESIGN CONCEPTS, THE DIMENSIONS OF THE BUILDINGS AND THE MAJOR BUILDING DESIGN ELEMENTS AS INDICATED OR SPECIFIED. THE CONTRACTOR SHALL FINISH ALL ITEMS REQUIRED FOR THE PROPER EXECUTION AND COMPLETION OF THE WORKS. DECISIONS OF THE INI AS TO THE ITEMS OF WORK INCLUDED WITHIN THE DOCUMENT SHALL BE FINAL AND BINDING ON THE CONTRACTOR.
- ALL DIMENSIONS ARE IN MILLIMETERS, UNLESS OTHERWISE MENTIONED / SPECIFIED.
- DRAWINGS IN NO CASE SHALL BE SCALED AND ONLY WRITTEN DIMENSIONS SHALL BE FOLLOWED. LARGE SCALE DETAILS SHALL TAKE PRECEDENCE OVER SMALL SCALE DRAWINGS.
- PARTITIONS AND WALLS SHOWN CENTERED ON COLUMN CENTER OR FLUSH-FACED WITH STRUCTURAL COLUMNS ARE NOT DIMENSIONED.
- CONTRACTOR SHALL INFORM AND OBTAIN PERMISSION IN WRITING FROM THE INI BEFORE MAKING ANY DEVIATIONS FROM THE DRAWINGS.
- ITEMS OF WORK REQUIRED ON ONE DRAWING OR IN ONE SECTION OF THE SPECIFICATIONS HAVE THE SAME FORCE AND EFFECT AS IF REQUIRED IN ALL DRAWINGS, OR IN ALL SECTIONS OF THE SPECIFICATIONS.
- PLINTH LEVELS TO BE DECIDED ON SITE WITH REFERENCE TO LEVELS ON THE SITE IN CONSULTATION WITH BUILDING DESIGN DRAWINGS.
- FOR DOOR AND WINDOWS SCHEDULE REFER DRAWING NO.
- FOR ROOM FINISH SCHEDULE REFER DRAWING NO.
- RAIN WATER DRAIN PIPES OR SLEEVES THROUGH BEAMS AND CURBING TO BE INSTALLED WHILE CASTING AS PER THE POSITIONS SHOWN.
- FOR DIMENSIONS, LOCATIONS AND DETAILS OF ALL STRUCTURAL MEMBERS REFER STRUCTURAL DRAWINGS.
- DIMENSIONS ON ALL ELEVATIONS AND SECTIONS SHOWN ON BUILDING DESIGN DRAWINGS ARE SHOWN AS TOP OF UN-FINISHED FLOOR LEVEL UNLESS OTHERWISE MENTIONED.
- ALL DRAWINGS SHALL BE READ IN CONJUNCTION WITH ALL OTHER CONSULTANTS' DRAWINGS, TOGETHER WITH THE SPECIFICATIONS, DISCREPANCIES AND / OR AMBIGUITIES, IF ANY, SHALL BE BROUGHT TO THE NOTICE OF THE INI AND CLARIFICATIONS SHALL BE MADE PRIOR TO EXECUTION. SCPI'S DECISION IN THIS REGARD SHALL BE FINAL AND BINDING.
- THE CONTRACTOR SHALL COORDINATE ALL MECHANICAL, FLOOR AND WALL SLEEVES AND SHAFTS IN CONCRETE SLABS AND WALLS WITH MECHANICAL, PLUMBING, FIRE PROTECTION, ELECTRICAL, STRUCTURAL AND BUILDING DESIGN DRAWINGS.
- NOTES APPEARING ON VARIOUS DRAWINGS FOR DIFFERENT SYSTEMS AND MATERIAL SHEET SHALL BE REVIEWED AND NOTES ON ANY ONE DRAWING SHALL BE APPLIED TO RELATED DRAWINGS AND DETAILS.

Legend

Rev	Purpose of Issue	Date	Authorized
RD	REVISED AS MARKED & FOR REVIEW ONLY	10/02/2026	ARS
RC	FOR REVIEW ONLY	03/02/2026	ARS
RB	FOR REVIEW ONLY	29/12/2025	ARS
RA	FOR REVIEW ONLY	29/11/25	ARS

FOR REVIEW ONLY.



Key Plan
Project: **SRFDCL RIVER SIDE SAVOURIES AHMEDABAD.**


Client: _____
Design Consultant: **INI DESIGN STUDIO**
71/ 72, Platinum, Corporate Road, Sahelra, Ahmedabad-380015
Phone: +91 79 44128022 / 71 / 72
email: info@inidesignstudio.com, web: www.inidesignstudio.com
Design: MEP Engineering, Interiors, Landscape, Urban Design, HVAC, Master Planning, Urban & Regional Planning, Visualization & Research
Ahmedabad | Mumbai | Pune | Surat | Vadga

DELTA CONSULTING ENGINEERS (INDIA) PVT. LTD.
Consulting Engineers & Project Managers ISO 9001:2008 Certified Company.
93, 2nd Floor, Tower 1, Opp. Shree Hanu, 84 A/93A Road, Ambli, Ahmedabad-380015, Gujarat, India
Tel: 079-40122000, 079-40122001, email: info@deltagroup.com, web: www.deltagroup.com

INI Project no:	-----			
Parcel Name:	----			
Building Name:	SRFDCL RIVER SIDE SAVOURIES			
Drawing title:	STRUCTURAL SYSTEM AT FIRST FLOOR LEVEL (SLAB OVER BASEMENT)			
Original Scale:	Drawn AS	Checked SS	Authorized ARS	Size A2
AS SHOWN	Date 28/10/2025	Date 28/10/2025	Date 28/10/2025	Rev RD
Drawing Number:	9308-01-C-100_SH-03			

Z:\09 DELF INDIA PROJECTS\09-08 - RIVERSIDE SAVOURIES - IN DRAWINGS\WORKING\9308-01-C-100_RD_2024-02-10_STRUCTURE SYSTEM.dwg, Thu, 12 Feb 2026

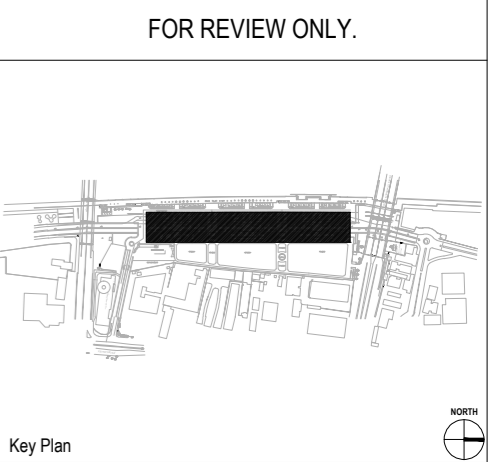
A
B
C
D
E
F



- General Notes**
- DRAWINGS ARE THE COPYRIGHT PROPERTY OF INI DESIGN STUDIO. THE DRAWINGS AND SPECIFICATIONS FOR THIS PROJECT ARE PROTECTED BY COPYRIGHT AND WILL NOT BE REPRODUCED, USED, OR DISTRIBUTED WITHOUT EXPRESS WRITTEN PERMISSION OF INI DESIGN STUDIO.
 - THESE DRAWINGS INDICATE IN GENERAL, THE PROJECT IN TERMS OF BUILDING DESIGN CONCEPTS, THE DIMENSIONS OF THE BUILDINGS AND THE MAJOR BUILDING DESIGN ELEMENTS AS INDICATED OR SPECIFIED. THE CONTRACTOR SHALL FINISH ALL ITEMS REQUIRED FOR THE PROPER EXECUTION AND COMPLETION OF THE WORKS. DECISIONS OF THE INI AS TO THE ITEMS OF WORK INCLUDED WITHIN THE DOCUMENT SHALL BE FINAL AND BINDING ON THE CONTRACTOR.
 - ALL DIMENSIONS ARE IN MILLIMETERS, UNLESS OTHERWISE MENTIONED / SPECIFIED.
 - DRAWINGS IN NO CASE SHALL BE SCALED AND ONLY WRITTEN DIMENSIONS SHALL BE FOLLOWED. LARGE SCALE DETAILS SHALL TAKE PRECEDENCE OVER SMALL SCALE DRAWINGS.
 - PARTITIONS AND WALLS SHOWN CENTERED ON COLUMN CENTER OR FLUSH-FACED WITH STRUCTURAL COLUMNS ARE NOT DIMENSIONED.
 - CONTRACTOR SHALL INFORM AND OBTAIN PERMISSION IN WRITING FROM THE INI BEFORE MAKING ANY DEVIATIONS FROM THE DRAWINGS.
 - ITEMS OF WORK REQUIRED ON ONE DRAWING OR IN ONE SECTION OF THE SPECIFICATIONS HAVE THE SAME FORCE AND EFFECT AS IF REQUIRED IN ALL DRAWINGS, OR IN ALL SECTIONS OF THE SPECIFICATIONS.
 - PLINTH LEVELS TO BE DECIDED ON SITE WITH REFERENCE TO LEVELS ON THE SITE IN CONSULTATION WITH BUILDING DESIGN DRAWINGS.
 - FOR DOOR AND WINDOWS SCHEDULE REFER DRAWING NO. _____
 - FOR ROOM FINISH SCHEDULE REFER DRAWING NO. _____
 - RAIN WATER DRAIN PIPES OR SLEEVES THROUGH BEAMS AND CURBS TO BE INSTALLED WHILE CASTING AS PER THE POSITIONS SHOWN.
 - FOR DIMENSIONS, LOCATIONS AND DETAILS OF ALL STRUCTURAL MEMBERS REFER STRUCTURAL DRAWINGS.
 - DIMENSIONS ON ALL ELEVATIONS AND SECTIONS SHOWN ON BUILDING DESIGN DRAWINGS ARE SHOWN AS TOP OF UN-FINISHED FLOOR LEVEL UNLESS OTHERWISE MENTIONED.
 - ALL DRAWINGS SHALL BE READ IN CONJUNCTION WITH ALL OTHER CONSULTANTS' DRAWINGS, TOGETHER WITH THE SPECIFICATIONS, DISCREPANCIES AND / OR AMBIGUITIES, IF ANY, SHALL BE BROUGHT TO THE NOTICE OF THE INI AND CLARIFICATIONS SHALL BE MADE PRIOR TO EXECUTION. SCPL'S DECISION IN THIS REGARD SHALL BE FINAL AND BINDING.
 - THE CONTRACTOR SHALL COORDINATE ALL MECHANICAL, FLOOR AND WALL SLEEVES AND SHAFTS IN CONCRETE SLABS AND WALLS WITH MECHANICAL, PLUMBING, FIRE PROTECTIVE, ELECTRICAL, STRUCTURAL AND ELECTRO-MECHANICAL DRAWINGS.
 - NOTES APPEARING ON VARIOUS DRAWINGS FOR DIFFERENT SYSTEMS AND MATERIAL SHEET SHALL BE REVIEWED AND NOTES ON ANY ONE DRAWING SHALL BE APPLIED TO RELATED DRAWINGS AND DETAILS.

Legend

Rev	Purpose of Issue	Date	Authorized
RD	REVISED AS MARKED & FOR REVIEW ONLY	10/02/2026	ARS
RC	FOR REVIEW ONLY	03/02/2025	ARS
RB	FOR REVIEW ONLY	29/12/2025	ARS
RA	FOR REVIEW ONLY	29/11/25	ARS



Key Plan
Project: **SRFDCL RIVER SIDE SAVOURIES AHMEDABAD.**

Client: _____
Design Consultant: _____

INI DESIGN STUDIO
71/ 73, Pankaj, Corporate Road, Satellite, Ahmedabad-380015
Phone: +91 79 66198072 / 71 / 72
email: info@inidesignstudio.com, web: www.inidesignstudio.com
Design: MEP Engineering, Interiors, Landscapes, Urban Design, P&C, Master Planning, Urban & Regional Planning, Visualization & Research
Ahmedabad | Mumbai | Pune | Surat | Vizag

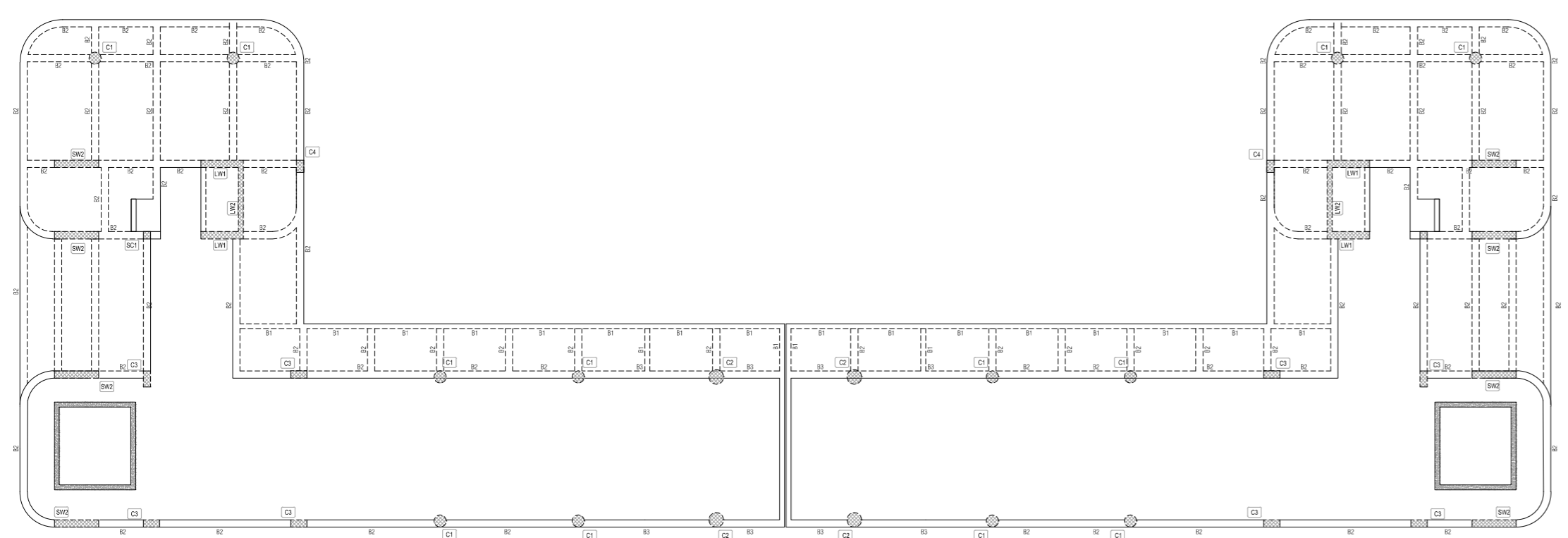
DELTA CONSULTING ENGINEERS (INDIA) PVT. LTD.
Consulting Engineers & Project Managers (ISO 9001:2008 Certified Company)
93, 2nd Floor, Dange 1, Opp. Shree Plaza, B-6/10th Road, Ambli, Ahmedabad-380015, Gujarat, India
Tel: +91 79 66198072 Fax: +91 79 66198072 email: info@deltagroup.com, web: www.deltagroup.com

HS Project no: _____
Parcel Name: _____
Building Name: **SRFDCL RIVER SIDE SAVOURIES**
Drawing title: **STRUCTURAL SYSTEM AT UTILITY FLOOR LEVEL**

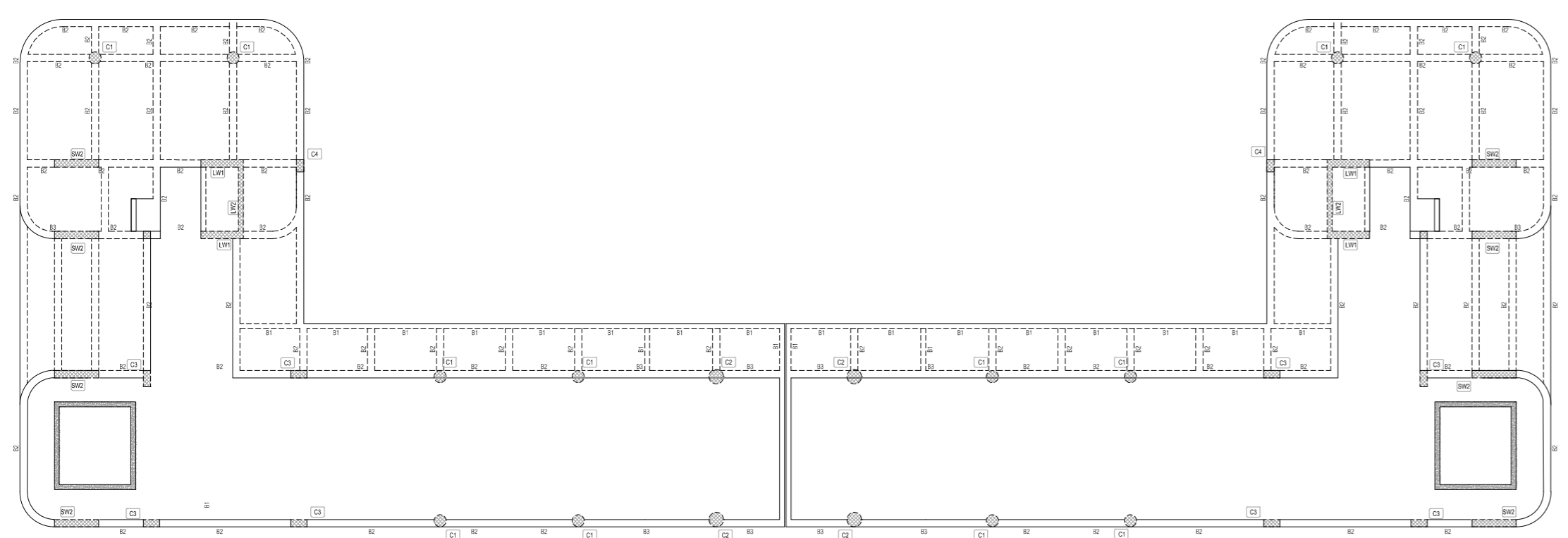
Original Scale	Drawn	Checked	Authorized	Size
AS SHOWN	AS	SS	ARS	A2
	Date: 28/10/2025	Date: 28/10/2025	Date: 28/10/2025	
Drawing Number	9308-01-C-100_SH-03			Rev
				RD

Z:\009 DRLF PROJECTS\9308 - RIVERSIDE SAVOURIES - NIDRAWINGS\WORKING\9308-01-C-100_RD_2026-02-10_STRUCTURE SYSTEM.dwg, Thu, 12 Feb 2026

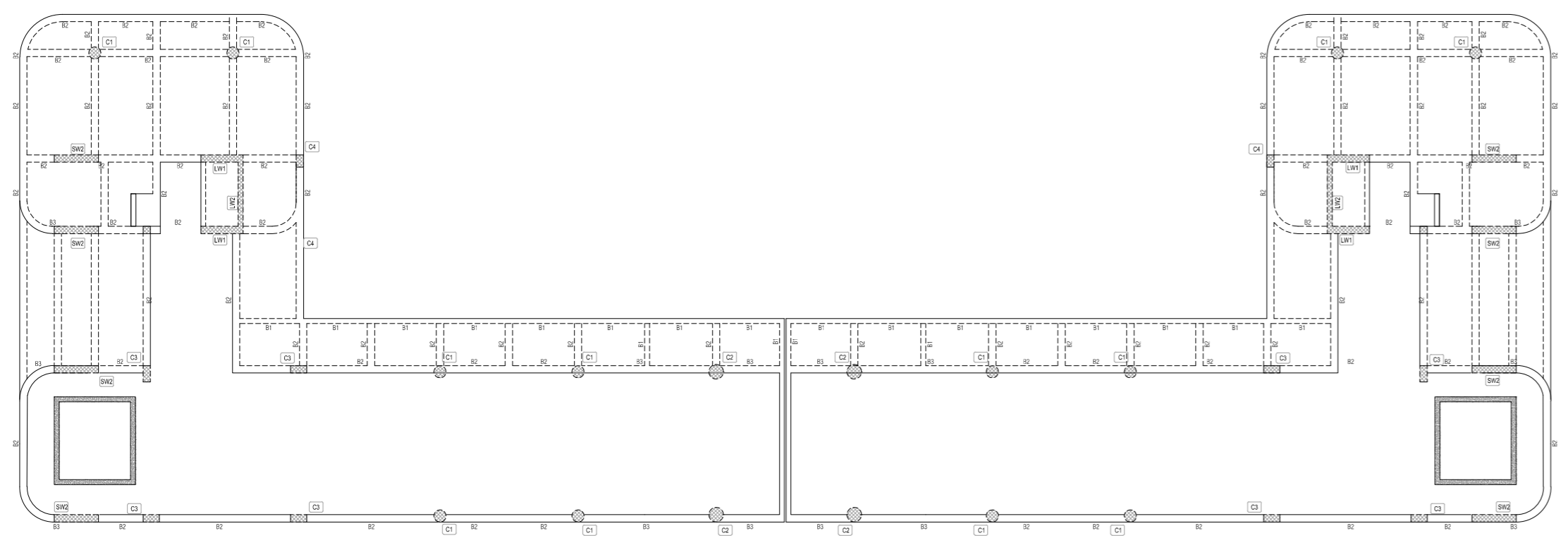
A
B
C
D
E
F



STRUCTURAL SYSTEM AT TERRACE FLOOR BEAM
(ALL SLAB ARE 175mm THK. IF NOT SPECIFIED)
SCALE 1:100
INDICATE STRUCTURAL SW/COLUMN STOPS AT THIS LV.



STRUCTURAL SYSTEM AT TERRACE FLOOR BEAM
(ALL SLAB ARE 175mm THK. IF NOT SPECIFIED)
SCALE 1:100
INDICATE STRUCTURAL SW/COLUMN STOPS AT THIS LV.



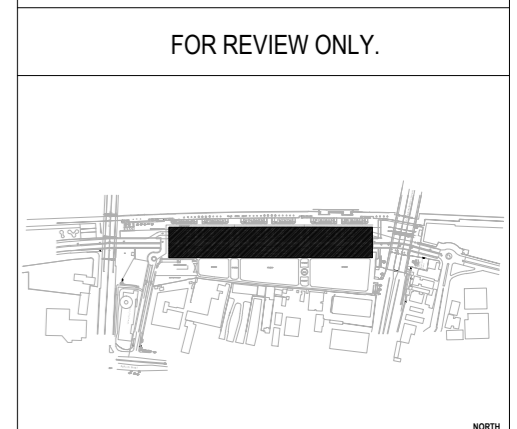
STRUCTURAL SYSTEM AT TERRACE FLOOR BEAM
(ALL SLAB ARE 175mm THK. IF NOT SPECIFIED)
SCALE 1:100
INDICATE STRUCTURAL SW/COLUMN STOPS AT THIS LV.

COLUMN MARKING		BEAM MARKING	
COL. NOS	SIZE	BEAM NOS	SIZE
C1	750 #	B1	300 x 600
C2	800 #	B2	450 x 600
C3	450 x 1000	B3	450/600 x 1050
C4	450 x 750		
SW1	450 x 1800		
LW1	400THK WALL		
LW2	300THK WALL		

- General Notes**
- DRAWINGS ARE THE COPYRIGHT PROPERTY OF INI DESIGN STUDIO. THE DRAWINGS AND SPECIFICATIONS FOR THIS PROJECT ARE PROTECTED BY COPYRIGHT AND WILL NOT BE REPRODUCED, USED, OR DISTRIBUTED WITHOUT EXPRESS WRITTEN PERMISSION OF INI DESIGN STUDIO.
 - THESE DRAWINGS INDICATE IN GENERAL, THE PROJECT IN TERMS OF BUILDING DESIGN CONCEPTS, THE DIMENSIONS OF THE BUILDINGS AND THE MAJOR BUILDING DESIGN ELEMENTS, AS INDICATED OR SPECIFIED. THE CONTRACTOR SHALL FINISH ALL ITEMS REQUIRED FOR THE PROPER EXECUTION AND COMPLETION OF THE WORKS. DECISIONS OF THE INI AS TO THE ITEMS OF WORK INCLUDED WITHIN THE DOCUMENT SHALL BE FINAL AND BINDING ON THE CONTRACTOR.
 - ALL DIMENSIONS ARE IN MILLIMETERS, UNLESS OTHERWISE MENTIONED / SPECIFIED.
 - DRAWINGS IN NO CASE SHALL BE SCALED AND ONLY WRITTEN DIMENSIONS SHALL BE FOLLOWED. LARGE SCALE DETAILS SHALL TAKE PRECEDENCE OVER SMALL SCALE DRAWINGS.
 - PARTITIONS AND WALLS SHOWN CENTERED ON COLUMN CENTER OR FLUSH-FACED WITH STRUCTURAL COLUMNS ARE NOT DIMENSIONED.
 - CONTRACTOR SHALL INFORM AND OBTAIN PERMISSION IN WRITING FROM THE INI BEFORE MAKING ANY DEVIATIONS FROM THE DRAWINGS.
 - ITEMS OF WORK REQUIRED ON ONE DRAWING OR IN ONE SECTION OF THE SPECIFICATIONS HAVE THE SAME FORCE AND EFFECT AS IF REQUIRED IN ALL DRAWINGS, OR IN ALL SECTIONS OF THE SPECIFICATIONS.
 - PLINTH LEVELS TO BE DECIDED ON SITE WITH REFERENCE TO LEVELS ON THE SITE IN CONSULTATION WITH BUILDING DESIGN DRAWINGS.
 - FOR DOOR AND WINDOWS SCHEDULE REFER DRAWING NO. _____
 - FOR ROOM FINISH SCHEDULE REFER DRAWING NO. _____
 - RAIN WATER DRAIN PIPES OR SLEEVES THROUGH BEAMS AND CURBS TO BE INSTALLED WHILE CASTING AS PER THE POSITIONS SHOWN.
 - FOR DIMENSIONS, LOCATIONS AND DETAILS OF ALL STRUCTURAL MEMBERS REFER STRUCTURAL DRAWINGS.
 - DIMENSIONS ON ALL ELEVATIONS AND SECTIONS SHOWN ON BUILDING DESIGN DRAWINGS ARE SHOWN AS TOP OF UN-FINISHED FLOOR LEVEL UNLESS OTHERWISE MENTIONED.
 - ALL DRAWINGS SHALL BE READ IN CONJUNCTION WITH ALL OTHER CONSULTANTS' DRAWINGS, TOGETHER WITH THE SPECIFICATIONS, DISCREPANCIES AND / OR AMBIGUITIES, IF ANY, SHALL BE BROUGHT TO THE NOTICE OF THE INI AND CLARIFICATIONS SHALL BE MADE PRIOR TO EXECUTION. SCPI'S DECISION IN THIS REGARD SHALL BE FINAL AND BINDING.
 - THE CONTRACTOR SHALL COORDINATE ALL MECHANICAL FLOOR AND WALL SLEEVES AND SHAFTS IN CONCRETE SLABS AND WALLS WITH MECHANICAL, PLUMBING, FIRE PROTECTION, ELECTRICAL, STRUCTURAL, AND BUILDING DESIGN DRAWINGS.
 - NOTES APPEARING ON VARIOUS DRAWINGS FOR DIFFERENT SYSTEMS AND MATERIAL SHEET SHALL BE REVIEWED AND NOTES ON ANY ONE DRAWING SHALL BE APPLIED TO RELATED DRAWINGS AND DETAILS.


Legend

Rev	Purpose of Issue	Date	Authorized
RD	REVISED AS MARKED & FOR REVIEW ONLY	19/02/2026	ARS
RC	FOR REVIEW ONLY	03/02/2026	ARS
RB	FOR REVIEW ONLY	29/12/2025	ARS
RA	FOR REVIEW ONLY	29/11/25	ARS



Key Plan
Project: **SRFDCL RIVER SIDE SAVOURIES AHMEDABAD.**

Client: _____

Design Consultant:

INI DESIGN STUDIO
 71/ 72, Platinum, Corporate Road, Sahelie, Ahmedabad-380015
 Phone: +91 79 44128052 / 717 72 | Fax: +91 79 44128053
 email: info@inidesignstudio.com, web: www.inidesignstudio.com
 Design: MEP Engineering, Interiors, Landscapes, Urban Design, P&C, Master Planning, Urban & Regional Planning, Visualization & Research
 Ahmedabad | Mumbai | Pune | Surat | Vizag

DELTA CONSULTING ENGINEERS (INDIA) PVT. LTD.
 Consulting Engineers & Project Managers (ISO 9001:2008 Certified Company)
 B3, 2nd Floor, Tower 1, Top Street Plaza, 84/100th Road, Ahmedabad-380015, Gujarat, India
 Tel: +91 79 44128052 (Ext. 100) Fax: +91 79 44128053 email: info@deltagroup.com, web: www.deltagroup.com

INI Project no:	----
Parcel Name:	----
Building Name:	SRFDCL RIVER SIDE SAVOURIES
Drawing title:	STRUCTURAL SYSTEM AT TERRACE FLOOR LEVEL
Original Scale:	Drawn AS, Checked SS, Authorized ARS, Size A2
AS SHOWN:	Date: 28/10/2025, Date: 29/10/2025, Date: 28/10/2025
Drawing Number:	9308-01-C-100 SH-03, Rev RD