

- General Notes**
1. DRAWINGS ARE THE COPYRIGHT PROPERTY OF INI DESIGN STUDIO (Formerly Starline Consulting) AND WILL NOT BE REPRODUCED, COPIED, OR DISTRIBUTED WITHOUT EXPRESS WRITTEN PERMISSION FROM INI DESIGN STUDIO.
  2. THESE DRAWINGS INDICATE IN GENERAL THE PROJECT IN TERMS OF BUILDING DESIGN CONCEPTS THE DIMENSIONS OF THE BUILDINGS AND THE MAJOR BUILDING DESIGN ELEMENTS AS INDICATED OR SPECIFIED. THE CONTRACTOR SHALL FINISH ALL ITEMS REQUIRED FOR THE PROPER EXECUTION AND COMPLETION OF THE DECISIONS OF THE INI AS TO THE ITEMS OF WORK INCLUDED WITHIN THE DOCUMENT SHALL BE FINAL AND COMBINING THE CONTRACTOR.
  3. ALL DIMENSIONS ARE IN MILLIMETERS, UNLESS OTHERWISE MENTIONED SPECIFIED.
  4. DRAWINGS IN CASE SHALL BE SCALED AND ONLY WRITTEN DIMENSIONS SHALL BE FOLLOWED. LARGE SCALE DETAILS SHALL TAKE PRECEDENCE OVER SMALL SCALE DRAWINGS.
  5. PARTITIONS AND WALLS SHOWN CENTERED ON COLUMN CENTER OR FLUSH-FACED WITH STRUCTURAL COLUMNS ARE NOT DIMENSIONED.
  6. CONTRACTOR SHALL INFORM AND OBTAIN PERMISSION IN WRITING FROM THE INI BEFORE MAKING ANY CHANGES FROM THE DRAWINGS.
  7. ITEMS OF WORK REQUIRED ON ONE DRAWING OR IN ONE SECTION OF THE DRAWINGS OR IN ALL SECTIONS OF THE SPECIFICATIONS.
  8. PLUMB LINES TO BE REFERRED TO WITH REFERENCE TO LEVELS ON THE SITE IN CONSULTATION WITH BUILDING DESIGN DRAWINGS.
  9. FOR ROOM FINISH SCHEDULE REFER DRAWING NO. \_\_\_\_\_
  10. FOR ROOM FINISH SCHEDULE REFER DRAWING NO. \_\_\_\_\_
  11. RAIN WATER DRAIN PIPES OR SLEEVES THROUGH BEAMS AND CURBS TO BE INSTALLED WHILE CASTING AS PER THE POSITIONS SHOWN.
  12. FOR DIMENSIONS, LOCATIONS AND DETAILS OF ALL STRUCTURAL MEMBERS REFER STRUCTURAL DRAWINGS.
  13. DIMENSIONS ON ALL ELEVATIONS AND SECTIONS SHOWN ON BUILDING DESIGN DRAWINGS ARE SHOWN AS TOP OF UNFINISHED FLOOR LEVEL UNLESS OTHERWISE MENTIONED.
  14. ALL DRAWINGS SHALL BE READ IN CONJUNCTION WITH ALL OTHER CONSULTANTS' DRAWINGS, TOGETHER WITH THE SPECIFICATIONS, DOCUMENTS AND / OR AMBIGUITIES, IF ANY, SHALL BE BROUGHT TO THE NOTICE OF THE INI AND CLARIFICATIONS SHALL BE MADE PRIOR TO EXECUTION.
  15. THE CONTRACTOR SHALL COORDINATE ALL MECHANICAL FLOOR AND WALL SLEEVES AND SHAFTS IN CONCRETE SLABS AND WALLS WITH MECHANICAL, PLUMBING, FIRE PROTECTION, ELECTRICAL, STRUCTURAL AND BUILDING DESIGN DRAWINGS.
  16. NOTES APPEARING ON VARIOUS DRAWINGS FOR DIFFERENT SYSTEMS AND MATERIAL SHEET SHALL BE REVIEWED AND NOTES ON ANY ONE DRAWING SHALL BE APPLIED TO RELATED DRAWINGS AND DETAILS.

THESE DRAWINGS ARE NOT CONSTRUCTION DRAWINGS AND THEY DO NOT PURPOSE TO DO SO. THEY ARE TENDER STAGE DRAWINGS FOR TENDERING PURPOSES OF THE BUILDING AND MODIFICATIONS ARE TO BE POSSIBLY EXPECTED IN FINAL CONSTRUCTION DRAWINGS.

**ADEQUACY CHECK BY CONTRACTOR**

Contractors are required to comprehensively review this drawing and revert within 10 working days to the architects with any of the following:

1. Missing information in the drawings.
2. Request for revision in construction details w.r.t ease of construction.
3. Request for clarifications regarding Tender / Non-tender items.

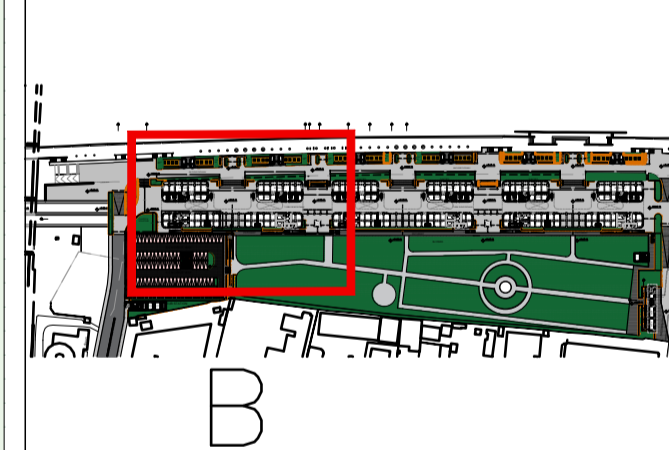
This check is to ensure that revisions in drawing are not sought during the construction process, thus ensuring timely completion of the project.

**Legend**

	FLOORING TYPE-1	KOTA STONE
	FLOORING TYPE-2	OPPING STONE
	FLOORING TYPE-3	GRANITE ZONE
	FLOORING TYPE-4	BTUMEN
	FLOORING TYPE-5	TERRAZO
	FLOORING TYPE-6	PC
	FLOORING TYPE-7	RIVER WASH GRANITE ZONE
	FLOORING TYPE-8	POLISHED GRANITE
	FLOORING TYPE-9	PAVING

Rev	Purpose of Issue	Date	Authorised

**TENDER DRAWING PACKAGE**



Project: SRFDCL\_RIVERSIDE SAVOURIES



Design Consultant: INI DESIGN STUDIO (Formerly Starline Consulting)

71/72, Titanium, Concorde Road, Solatki, Ahmedabad-380015  
 Phone: +91 79 44128001 / 71/72; Fax: +91 79 44128013  
 E-mail: info@inidesignstudio.com  
 Web: www.inidesignstudio.com

Design: MEFF Engineering, Interiors, Landscape, Urban Design  
 PRC: Interior Planning, Urban & Regional Planning, Visualization & Research

INI DESIGN STUDIO | Ahmedabad | Mumbai | Pune | Kolkata

Parcel Name:

Drawing title: **SITE PLAN ZONE B**

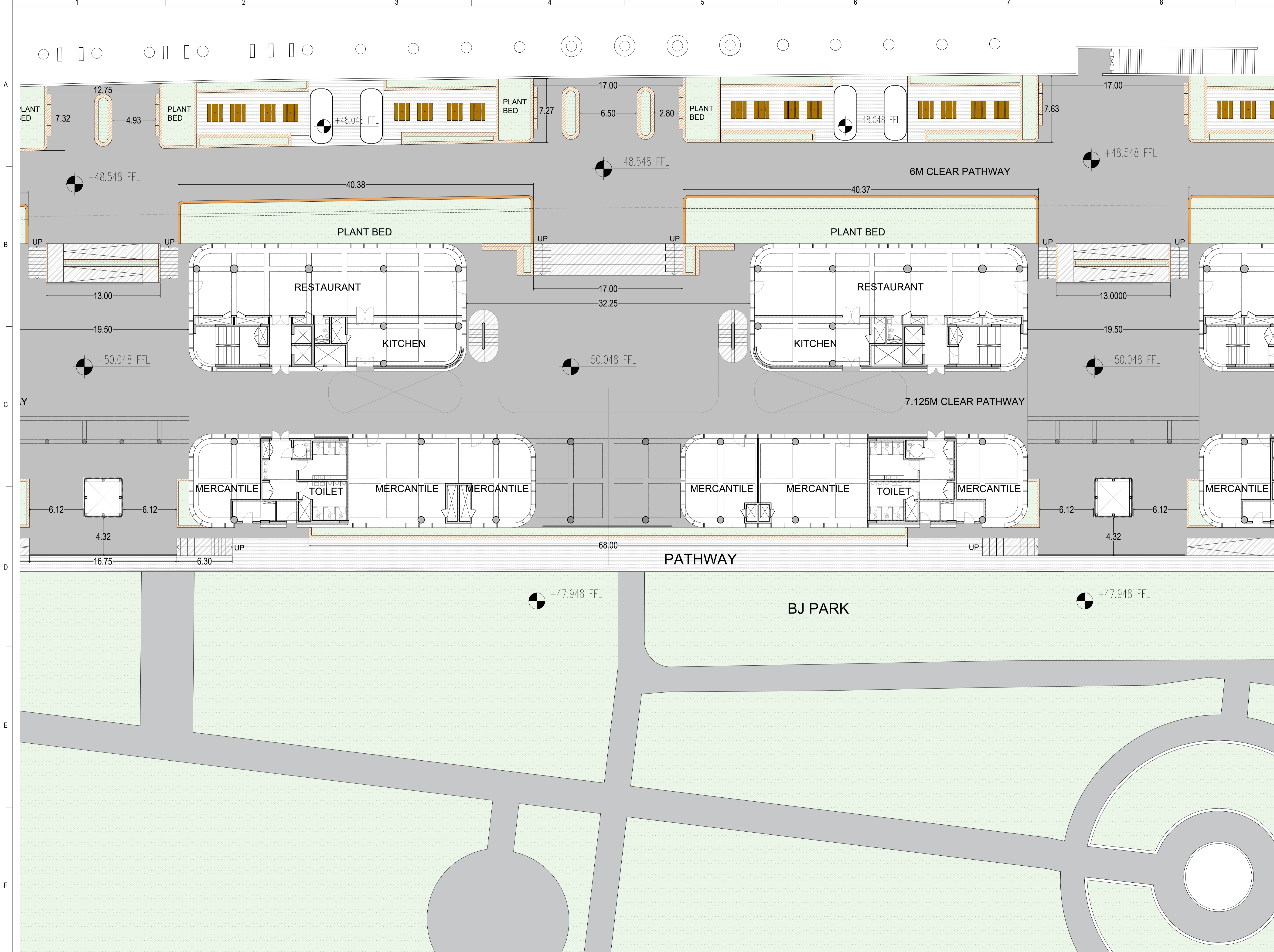
INI Project Number: 124200602

Original Scale	Drawn	SR	Checked	ST	Authorised	SM	Size
1:200	Date:	12/02/2026	Date:	12/02/2026	Date:	12/02/2026	A1

Drawing Number: RS-MP-202

16 / 02 / 2026 - 11:49:49 AM

1 ZONE B



- General Notes**
1. DRAWINGS ARE THE COPYRIGHT PROPERTY OF INI DESIGN STUDIO (Formerly Starline Consulting) AND WILL NOT BE REPRODUCED, COPIED, OR DISTRIBUTED WITHOUT EXPRESS WRITTEN PERMISSION OF INI DESIGN STUDIO.
  2. THESE DRAWINGS INDICATE IN GENERAL THE PROJECT IN TERMS OF BUILDING DESIGN CONCEPTS, DIMENSIONS OF THE BUILDINGS AND THE MAJOR BUILDING DESIGN ELEMENTS. AS INDICATED OR SPECIFIED, THE CONTRACTOR SHALL FINISH ALL ITEMS REQUIRED FOR THE PROPER EXECUTION AND COMPLETION OF THE DECISIONS OF THE INI AS TO THE ITEMS OF WORK INCLUDED WITHIN THE DOCUMENT. DRAWINGS SHALL BE SCALED AND ONLY WRITTEN DIMENSIONS SHALL BE FOLLOWED. LARGE SCALE DETAILS SHALL TAKE PRECEDENCE OVER SMALL SCALE DRAWINGS.
  3. ALL DIMENSIONS ARE IN MILLIMETERS, UNLESS OTHERWISE MENTIONED SPECIFIED.
  4. PARTITIONS AND WALLS SHOWN CENTERED ON COLUMN CENTER OR FLUSH-FACED WITH STRUCTURAL COLUMNS ARE NOT DIMENSIONED.
  5. CONTRACTOR SHALL INFORM AND OBTAIN PERMISSION IN WRITING FROM THE INI BEFORE MAKING ANY CHANGES TO THE DRAWINGS.
  6. ITEMS OF WORK REQUIRED ON ONE DRAWING OR IN ONE SECTION OF THE DRAWINGS SHALL HAVE THE SAME FORCE AND EFFECT AS IF REQUIRED IN ALL SECTIONS OR IN ALL SECTIONS OF THE SPECIFICATIONS.
  7. FLOOR FINISHES SHALL BE REFERRED TO LEVELS ON THE SITE IN CONSULTATION WITH BUILDING DESIGN DRAWINGS.
  8. FOR ROOM FINISH SCHEDULE REFER DRAWING NO. \_\_\_\_\_
  9. FOR ROOM FINISH SCHEDULE REFER DRAWING NO. \_\_\_\_\_
  10. FOR ROOM FINISH SCHEDULE REFER DRAWING NO. \_\_\_\_\_
  11. RAIN WATER DRAIN PIPES OR SLEEVES THROUGH BEAMS AND CURBS TO BE INSTALLED WHILE CASTING AS PER THE POSITIONS SHOWN IN STRUCTURAL DRAWINGS.
  12. DIMENSIONS ON ALL ELEVATIONS AND SECTIONS SHOWN ON BUILDING DESIGN DRAWINGS ARE SHOWN AS TOP OF UNFINISHED FLOOR LEVEL UNLESS OTHERWISE MENTIONED.
  13. ALL DRAWINGS SHALL BE READ IN CONJUNCTION WITH ALL OTHER CONSULTANTS' DRAWINGS, TOGETHER WITH THE SPECIFICATIONS, SPECIFICATIONS AND / OR AMBIGUITIES, IF ANY, SHALL BE BROUGHT TO THE NOTICE OF THE INI AND CLARIFICATIONS SHALL BE MADE PRIOR TO EXECUTION.
  14. THE CONTRACTOR SHALL COORDINATE ALL MECHANICAL FLOOR AND WALL SLEEVES AND SHAFTS IN CONCRETE SLABS AND WALLS WITH MECHANICAL, PLUMBING, FIRE PROTECTION, ELECTRICAL, STRUCTURAL AND BUILDING DESIGN DRAWINGS.
  15. NOTES APPEARING ON VARIOUS DRAWINGS FOR DIFFERENT SYSTEMS AND MATERIAL SHEET SHALL BE REVIEWED AND NOTES ON ANY ONE DRAWING SHALL BE APPLIED TO RELATED DRAWINGS AND DETAILS.

THESE DRAWINGS ARE NOT CONSTRUCTION DRAWINGS AND THEY DO NOT PURPOSE TO DO SO. THEY ARE TENDER STAGE DRAWINGS FOR TENDERING PURPOSE OF THE BUILDING AND MODIFICATIONS ARE TO BE POSSIBLY EXPECTED IN FINAL CONSTRUCTION DRAWINGS.

ADEQUACY CHECK-BY CONTRACTOR

Contractors are required to comprehensively review this drawing and revert within 10 working days to the architects with any of the following:

1. Missing information in the drawing.
2. Request for revision in construction details w.r.t ease of construction.
3. Request for clarification regarding Tender / Non-tender items.

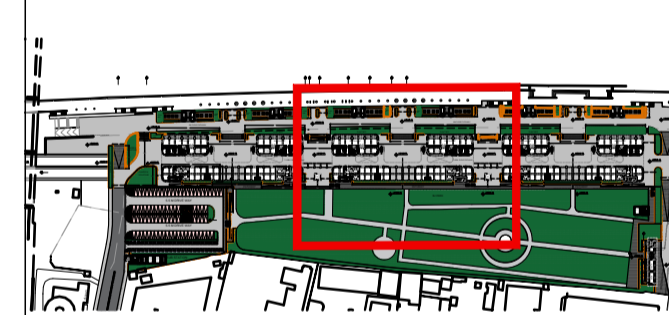
This check is to ensure that revisions in drawing are not sought during the construction process, thus ensuring timely completion of the project.

**Legend**

FLOORING TPE-1	KOTA STONE
FLOORING TPE-2	COPIED STONE
FLOORING TPE-3	GRAVE 2MM
FLOORING TPE-4	BITUMEN
FLOORING TPE-5	TERRAZZO
FLOORING TPE-6	POC
FLOORING TPE-7	RIVER WASH GRAVE 2MM
FLOORING TPE-8	POLISHED GRANITE
FLOORING TPE-9	FRANC

Rev	Purpose of Issue	Date	Authorised

**TENDER DRAWING PACKAGE**



Project: SRFDCL\_RIVERSIDE SAVOURIES



Design Consultant: INI DESIGN STUDIO (Formerly Starline Consulting)

71/72, Titanium, Corporate Road, Solatki, Ahmedabad-380015  
 Phone: +91 79 40128011/12/13 Fax: +91 79 40128019  
 Email: info@inidesignstudio.com  
 Web: www.inidesignstudio.com

Design: MEP Engineering, Interiors, Landscape, Urban Design, PRC, Master Planning, Urban & Regional Planning, Visualization & Research.

INI DESIGN STUDIO Ahmedabad | Mumbai | Pune | Kolkata

Parcel Name:

Drawing title: **SITE PLAN ZONE C**

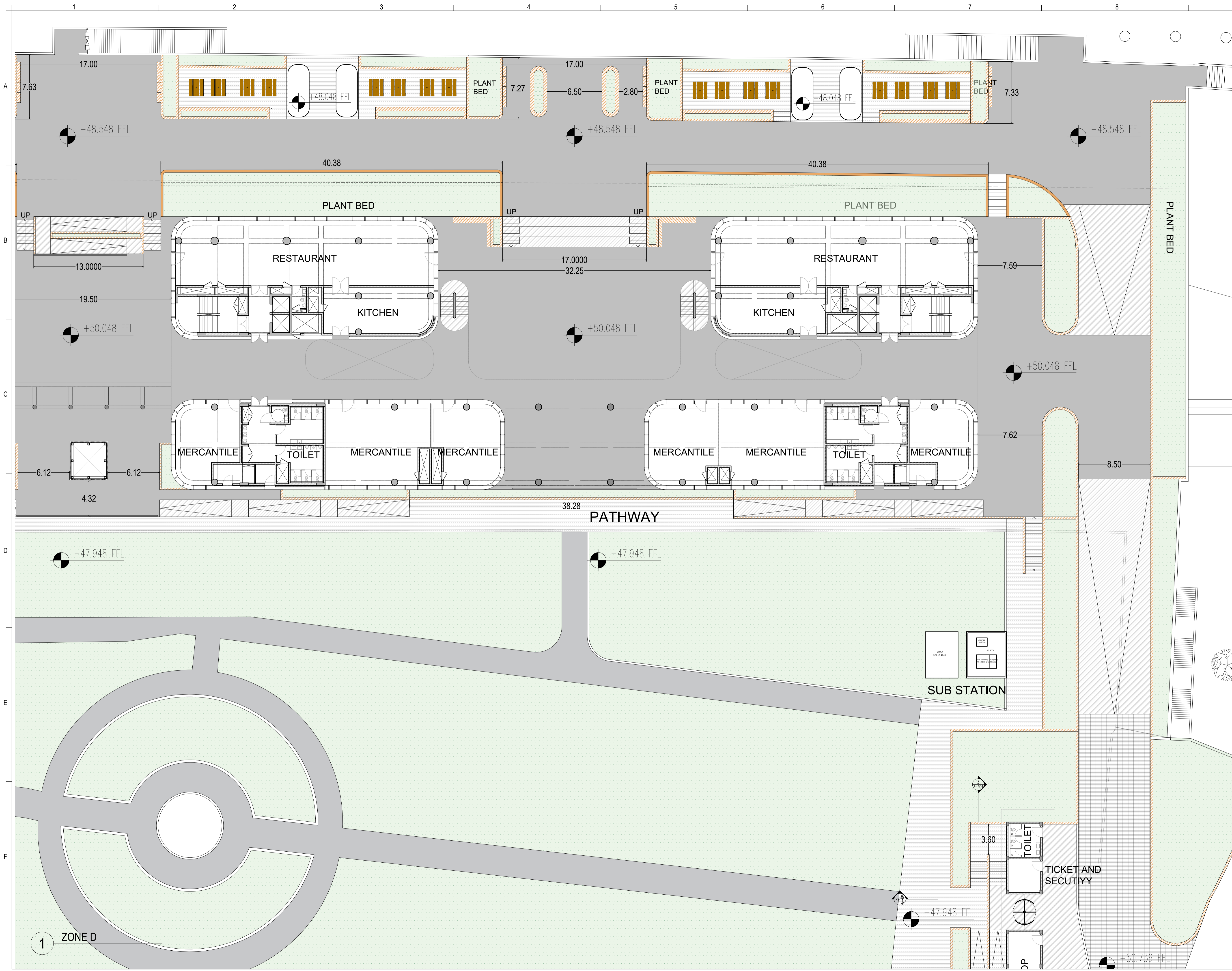
INI Project Number: 124200602

Original Scale	Drawn	SR	Checked	ST	Authorised	SM	Size
1:200	Date	12/02/2026	Date	12/02/2026	Date	12/02/2026	A1

Drawing Number: RS-MP-203

16 / 02 / 2026 - 11:49:49 AM

1 ZONE C



**General Notes**

1. DRAWINGS ARE THE COPYRIGHT PROPERTY OF INI DESIGN STUDIO (Formerly Starline Consulting). THE DRAWINGS AND SPECIFICATIONS FOR THIS PROJECT ARE PROTECTED BY COPYRIGHT AND WILL NOT BE REPRODUCED, COPIED, OR DISTRIBUTED WITHOUT EXPRESS WRITTEN PERMISSION OF INI DESIGN STUDIO.
2. THESE DRAWINGS INDICATE IN GENERAL THE PROJECT IN TERMS OF BUILDING DESIGN CONCEPTS THE DIMENSIONS OF THE BUILDINGS AND THE MAJOR BUILDING DESIGN ELEMENTS AS INDICATED OR SPECIFIED. THE CONTRACTOR SHALL FINISH ALL ITEMS REQUIRED FOR THE PROPER EXECUTION AND COMPLETION OF THE DECISIONS OF THE INI AS TO THE ITEMS OF WORK INCLUDED WITHIN THE DOCUMENT. DRAWINGS SHALL BE SCALED AND ONLY WRITTEN DIMENSIONS SHALL BE FOLLOWED. LARGE SCALE DETAILS SHALL TAKE PRECEDENCE OVER SMALL SCALE DRAWINGS.
3. ALL DIMENSIONS ARE IN MILLIMETERS, UNLESS OTHERWISE MENTIONED SPECIFIED.
4. PARTITIONS AND WALLS SHOWN CENTERED ON COLUMN CENTER OR FLUSH-FACED WITH STRUCTURAL COLUMNS ARE NOT DIMENSIONED.
5. CONTRACTOR SHALL INFORM AND OBTAIN PERMISSION IN WRITING FROM THE INI BEFORE MAKING ANY DEVIATIONS FROM THE DRAWINGS.
6. ITEMS OF WORK REQUIRED ON ONE DRAWING OR IN ONE SECTION OF THE SPECIFICATIONS HAVE THE SAME FORCE AND EFFECT AS IF REQUIRED IN ALL DRAWINGS OR IN ALL SECTIONS OF THE SPECIFICATIONS.
7. FLOOR LEVELS TO BE DECIDED ON SITE WITH REFERENCE TO LEVELS ON THE SITE IN CONSULTATION WITH BUILDING DESIGN DRAWINGS.
8. FOR ROOM FINISH SCHEDULE REFER DRAWING NO. 10.
9. FOR DOOR AND WINDOW SCHEDULE REFER DRAWING NO. 11.
10. FOR WATER DRAIN TRIPS OR SLEEVES THROUGH BEAMS AND CURBS TO BE INSTALLED WHILE CASTING AS PER THE POSITIONS SHOWN.
11. FOR DIMENSIONS, LOCATIONS AND DETAILS OF ALL STRUCTURAL MEMBERS REFER STRUCTURAL DRAWINGS.
12. DIMENSIONS ON ALL ELEVATIONS AND SECTIONS SHOWN ON BUILDING DESIGN DRAWINGS ARE SHOWN AS TOP OF UNFINISHED FLOOR LEVEL UNLESS OTHERWISE MENTIONED.
13. ALL DRAWINGS SHALL BE READ IN CONJUNCTION WITH ALL OTHER CONSULTANTS' DRAWINGS, TOGETHER WITH THE SPECIFICATIONS, SPECIFICATIONS AND / OR AMBIGUITIES, IF ANY, SHALL BE BROUGHT TO THE NOTICE OF THE INI AND CLARIFICATIONS SHALL BE MADE PRIOR TO EXECUTION.
14. THE CONTRACTOR SHALL COORDINATE ALL MECHANICAL FLOOR AND WALL SLEEVES AND SHAFTS IN CONCRETE SLABS AND WALLS WITH MECHANICAL, PLUMBING, FIRE PROTECTION, ELECTRICAL, STRUCTURAL AND BUILDING DESIGN DRAWINGS.
15. NOTES APPLICABLE TO VARIOUS DRAWINGS FOR DIFFERENT SYSTEMS AND MATERIAL SHEET SHALL BE REVIEWED AND NOTES ON ANY ONE DRAWING SHALL BE APPLIED TO RELATED DRAWINGS AND DETAILS.

THESE DRAWINGS ARE NOT CONSTRUCTION DRAWINGS AND THEY DO NOT PURPOSE TO DO SO. THEY ARE TENDER STAGE DRAWINGS FOR TENDERING PURPOSE OF THE BUILDING AND MODIFICATIONS ARE TO BE POSSIBLY EXPECTED IN FINAL CONSTRUCTION DRAWINGS.

**ADEQUACY CHECK BY CONTRACTOR**

Contractors are required to comprehensively review this drawing and revert within 10 working days to the architects with any of the following:

1. Missing information in the drawing.
2. Request for revision in construction details w.r.t ease of construction.
3. Request for clarifications regarding Tender / Non-tender items.

This check is to ensure that revisions in drawing are not sought during the construction process, thus ensuring timely completion of the project.

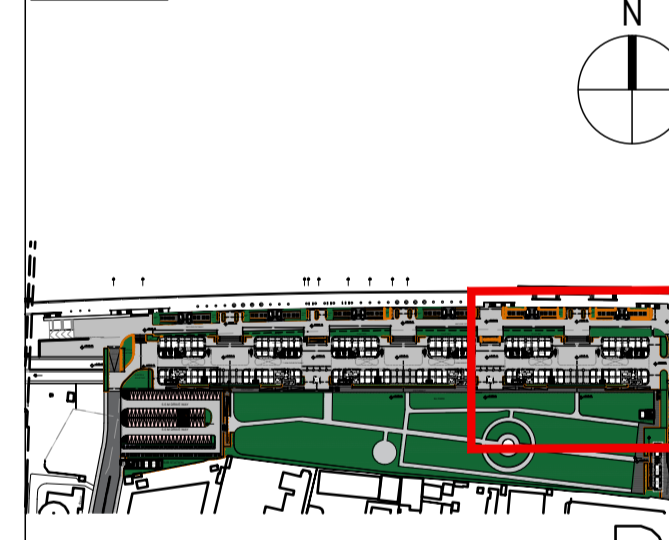
**Legend**

FLOORING TRF-1	KOTA STONE
COPING SIDE	GRAVE STONE
FLOORING TRF-3	BITUMEN
FLOORING TRF-4	TILE
FLOORING TRF-5	POC
FLOORING TRF-6	RIVER WASH GRAVE STONE
FLOORING TRF-7	POLISHED GRANITE
FLOORING TRF-8	FRANG

Rev	Purpose of Issue	Date	Authorized

**TENDER DRAWING PACKAGE**

**Key Plan**



Project: SRFDCL\_RIVERSIDE SAVOURIES

Client: Sabarmati Riverfront  
Reconnecting Ahmedabad to its River

Design Consultant: INI DESIGN STUDIO (Formerly Starline Consulting)  
71/72, Titliwala, Concorde Road, Solatki, Ahmedabad-380015  
Phone: +91 79 6128010 / 717 22 | Fax: +91 79 6429813  
E-mail: info@inidesignstudio.com  
Web: www.inidesignstudio.com

Design: MEFF Engineering, Interiors, Landscape, Urban Design  
PAC: Interior Planning, Urban & Regional Planning, Visualization & Research  
INI DESIGN STUDIO | Ahmedabad | Mumbai | Pune | Kolkata

Parcel Name: \_\_\_\_\_

Drawing title: MASTER PLAN - ZONE D

INI Project Number: 124200602

Original Scale	Drawn	SR	Checked	ST	Authorised	SM	Size
1:200	Date	12/02/2026	Date	12/02/2026	Date	12/02/2026	A1

Drawing Number: RS-MP-204

16 / 02 / 2026 - 11:49:49 AM